

C A T Á L O G O

D

**DECORLEVE**  
sancas e molduras

Entre em contato:



Decorar uma fachada ou ambientes externos pode ser desafiador. Precisar pensar em todas as variáveis que podem interferir no projeto, clima, corrosão, peso, transporte das peças, coisas que, se forem feitas da maneira errada, podem dar muita dor de cabeça.



**Mas é justamente para resolver tudo isso que a Decorleve está aqui!**



As molduras externas Decorleve são fabricadas em **EPS** (poliestireno expandido), revestidas com uma **manta de poliéster** e cobertas com uma camada de **micro concreto resistente a impactos e intempéries**, evitando dores de cabeça e agilizando seu projeto!

## **Confira nossos produtos:**





## **1. Platibandas**

Cornijas

Sancas

## **2. Janelas/portas**

Superiores

Contornos

Peitoris

## **3. Paredes**

Boiseries

Revestimentos

Rodameios

Rodapés

Placas

Apliques

## **4. Pilares**

Capitéis

Colunas

Bases



# Cornijas

Um clássico da arquitetura, vista nos mais luxuosos e imponentes monumentos gregos, a cornija salta de seu uso histórico e chega às casas e prédios contemporâneos com o mesmo impacto.

As cornijas da Decorleve, feitas em poliestireno expandido, além de personalizáveis, são leves, resistentes e econômicas, a opção perfeita para o seu projeto.

NA IMAGEM: DLCO30



Pronto para  
pintura a base  
d'água



Resistente à  
umidade



Fácil  
instalação



Antichama



Imune a  
cupins

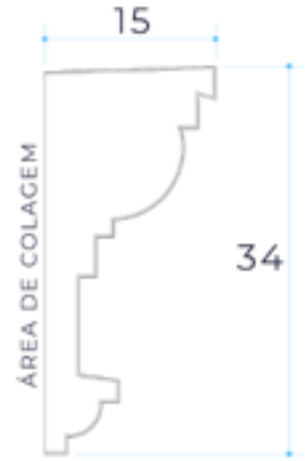


Não mofa ou  
deteriora





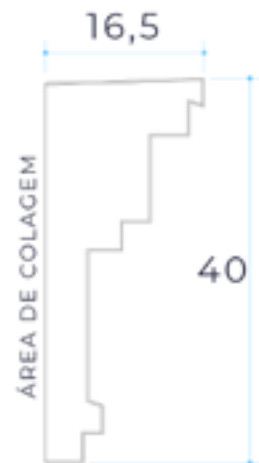
**DLCO01**




**DLCO02**



**DLCO03**




**DLC004**



**DLC005**

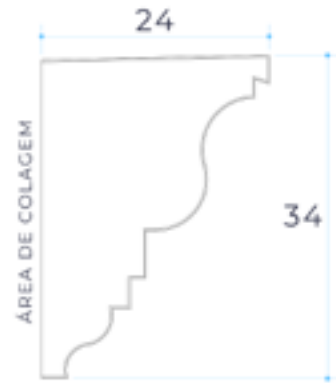


**DLC006**

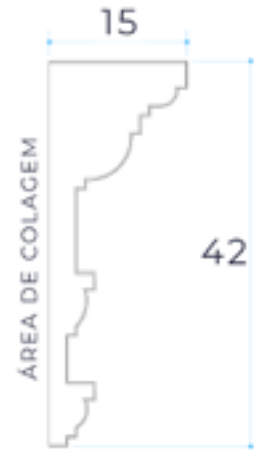




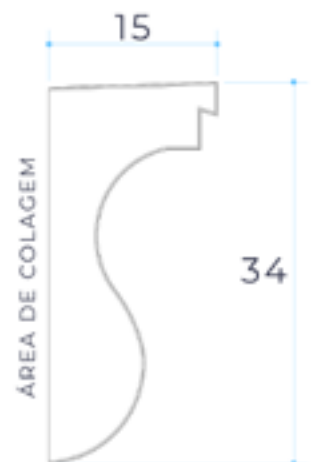
**DLC007**



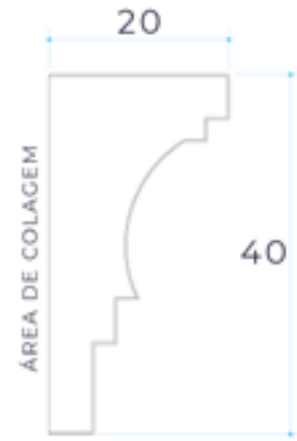
**DLC008**



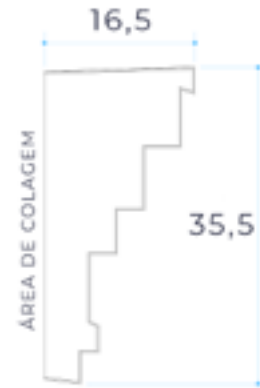
**DLC009**



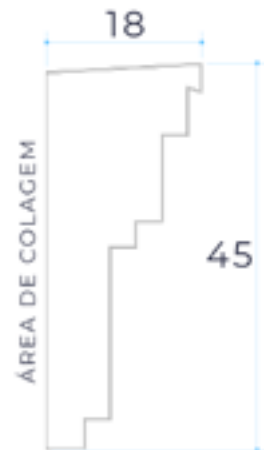
**DLCO10**



**DLCO11**

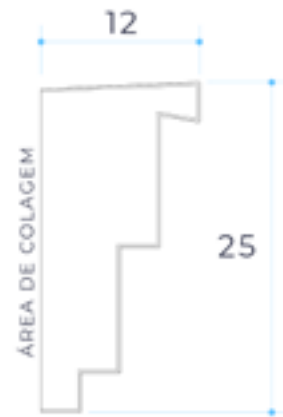


**DLCO12**





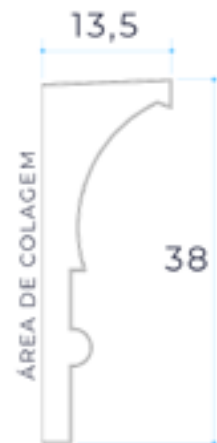

DLC013



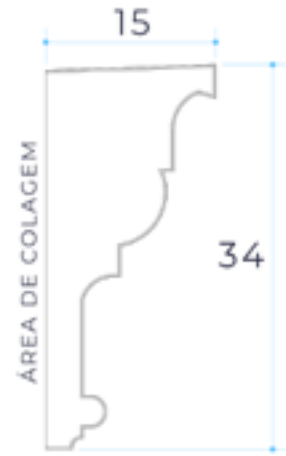

DLC014



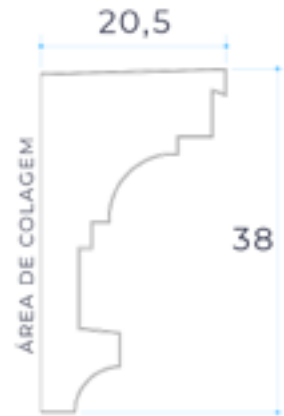
DLC015



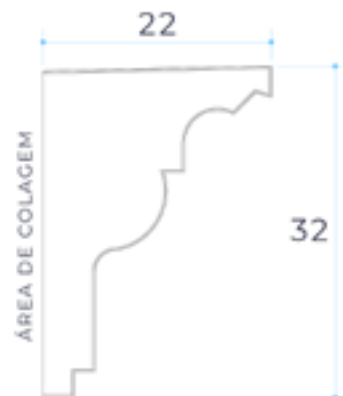
**DLC016**



**DLC017**

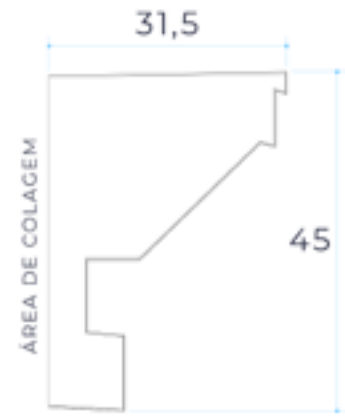


**DLC018**





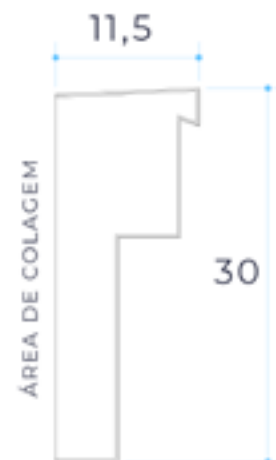
**DLCO19**



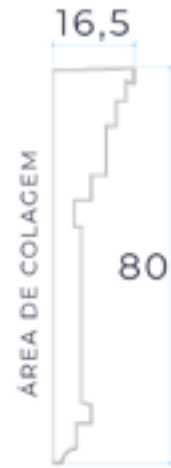
**DLCO20**



**DLCO21**



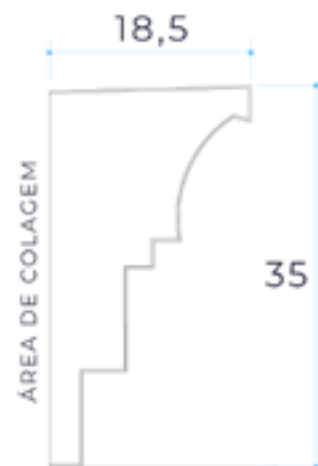
DLCO22



DLCO23

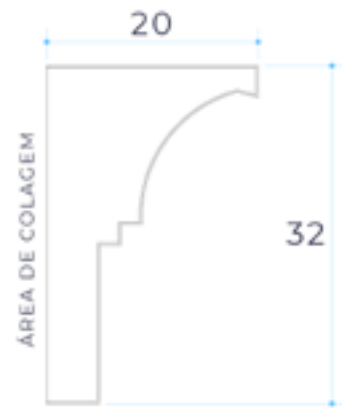


DLCO24





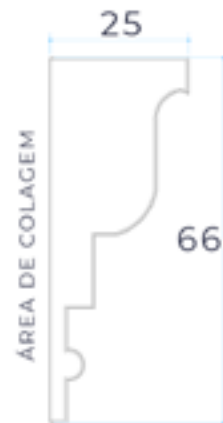

**DLC025**



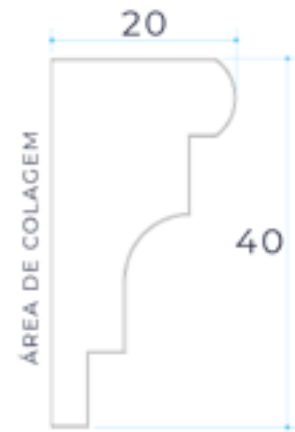

**DLC026**



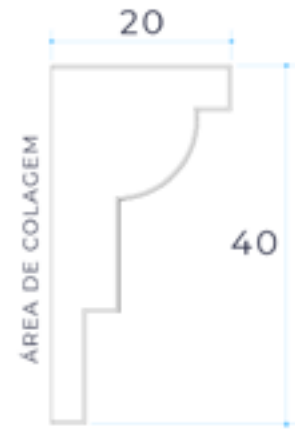
**DLC027**



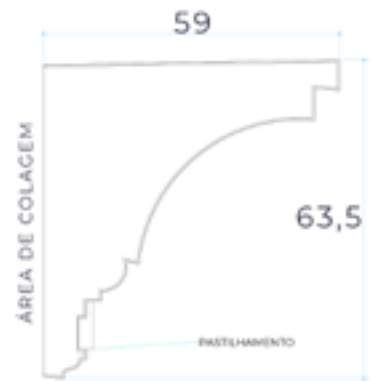
DLCO28



DLCO29





DLCO30

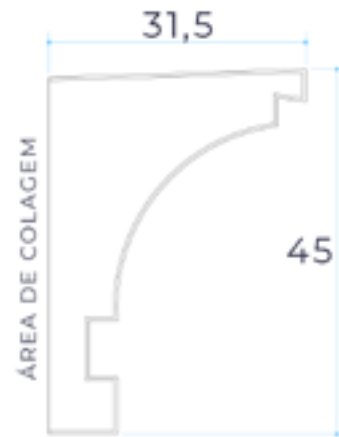




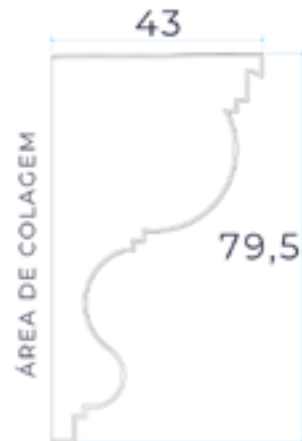

DLC031



DLC032



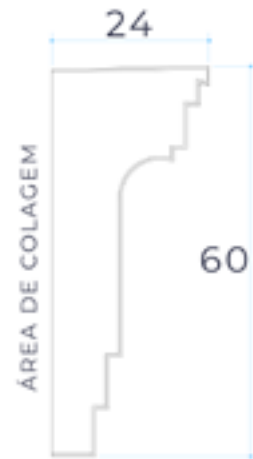
DLC033



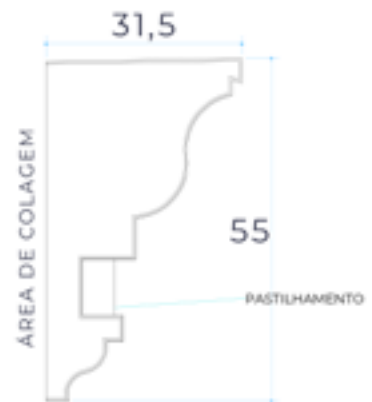
DLC034



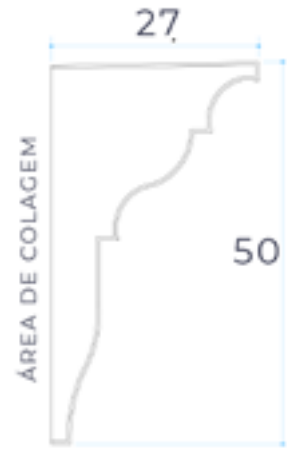

DLC035



DLC036



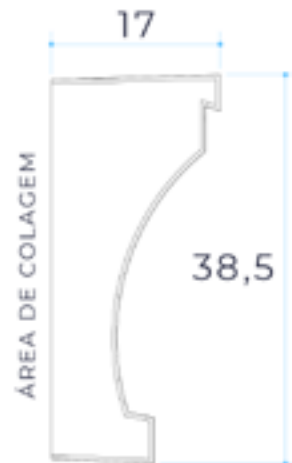
**DLC037**



**DLC038**

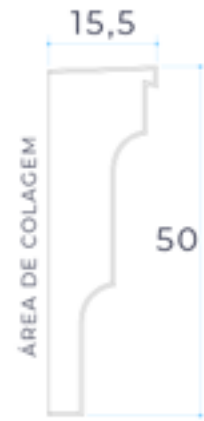


**DLC039**

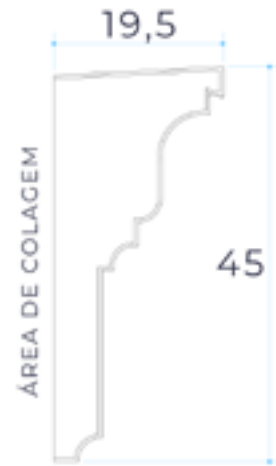




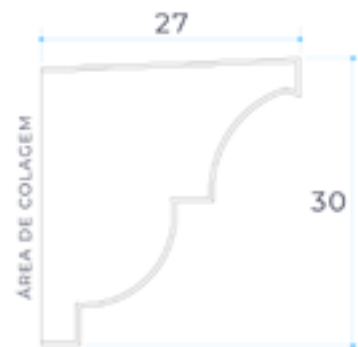
DLCO40



DLCO41



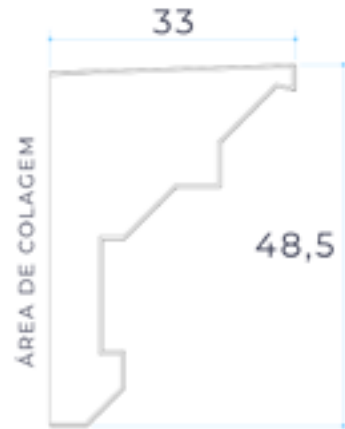
DLCO42



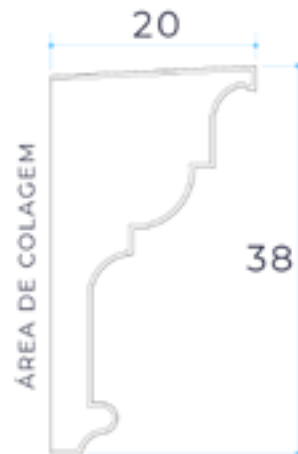
**DLCO43**



**DLCO44**



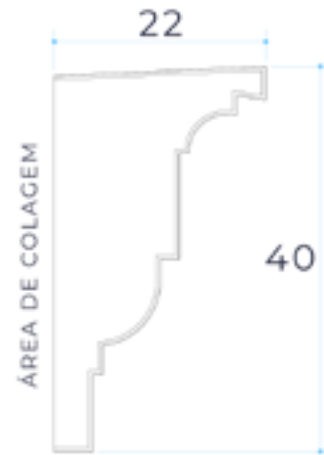
**DLCO45**



**DLCO46**



**DLCO47**

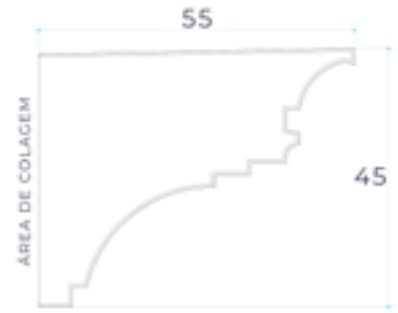


**DLCO48**

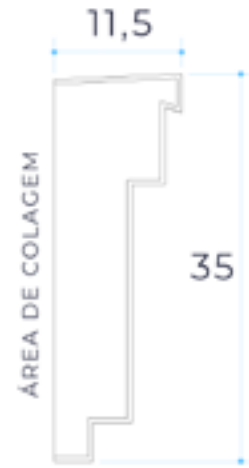




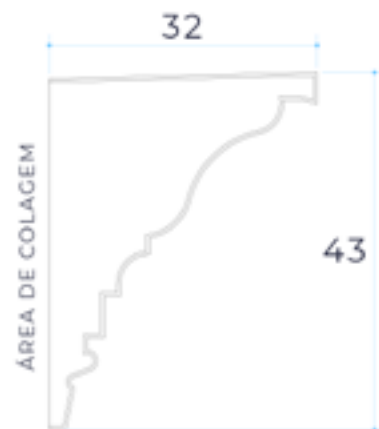
**DLCO49**




**DLCO50**



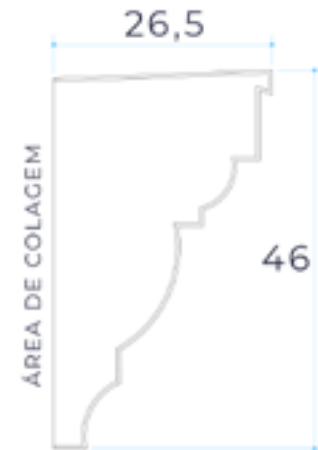

**DLCO51**




DLC052



DLC053



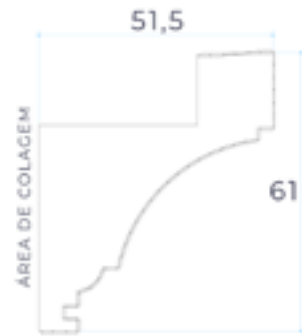
DLC054



DLC055



DLC056





## Sancas

Sancas são molduras pensadas especialmente para valorizar a fachada da residência.

Além do toque clássico estrutural e a possível união com a iluminação, a versatilidade presente no produto leva a uma vasta gama de combinações possíveis, indo do clássico absoluto, funcionando até nos mais sofisticados dos ambientes, até fachadas modernas, combinando-se com uma variedade de estilos. Um verdadeiro trunfo decorativo.

NA IMAGEM: DLSA16



Pronto para  
pintura a base  
d'água



Resistente à  
umidade



Fácil  
instalação



Antichama




Imune a  
cupins



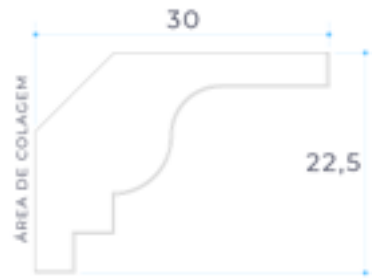

Não mofo ou  
deteriora



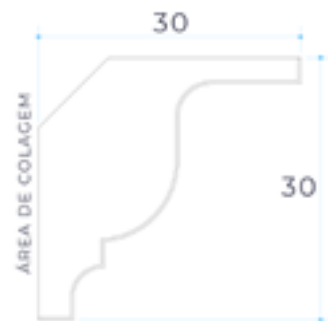

**DLSA01**




**DLSA02**



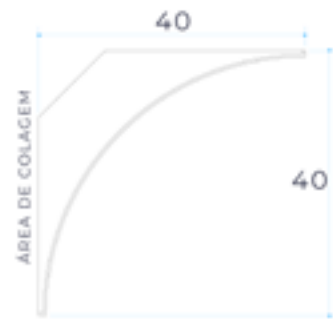

**DLSA03**



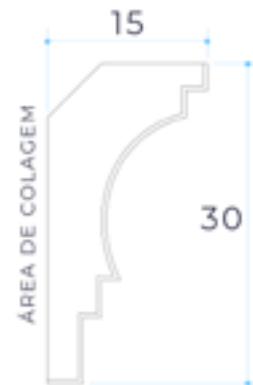

**DLSA04**



**DLSA05**




**DLSA06**

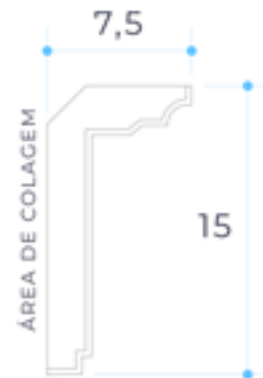





**DLSA07**



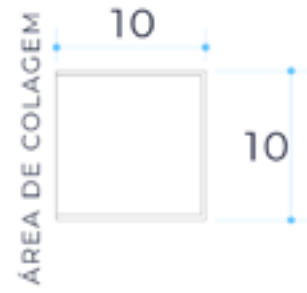

**DLSA08**




**DLSA09**



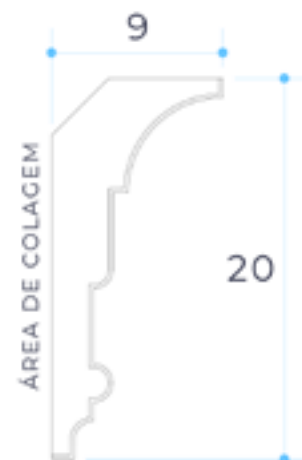

**DLSA10**




**DLSA11**




**DLSA12**



**DLSA13**



**DLSA14**

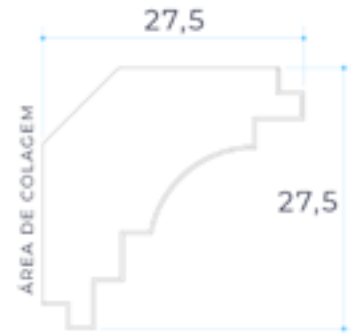


**DLSA15**






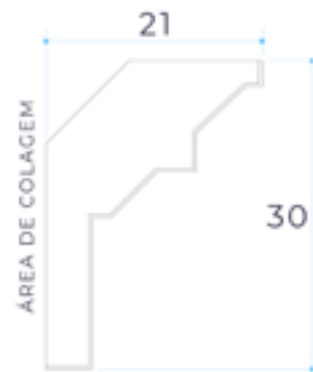

**DLSA16**





**DLSA17**





**DLSA18**



DLSA19



DLSA20



NA IMAGEM: DLSJ15



## Superiores

As janelas e portas são parte fundamental do projeto arquitetônico, seja para iluminar o ambiente, ventilar, expor uma vista, ou seja apenas para ligação de ambientes. Sabendo disso, temos uma linha de molduras superiores que darão às janelas e portas do seu projeto toda a importância e imponência que elas merecem.



Pronto para  
pintura a base  
d'água



Resistente à  
umidade



Fácil  
instalação



Antichama



Imune a  
cupins

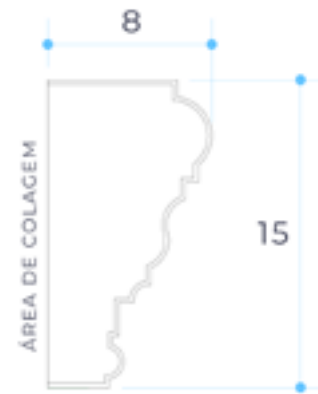


Não mofa ou  
deteriora

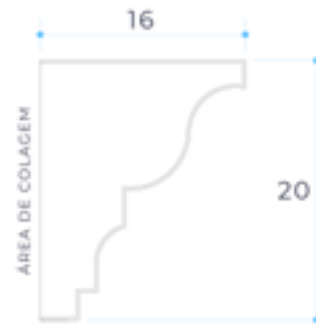




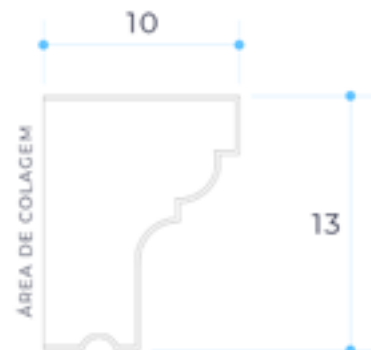
DLSJ01



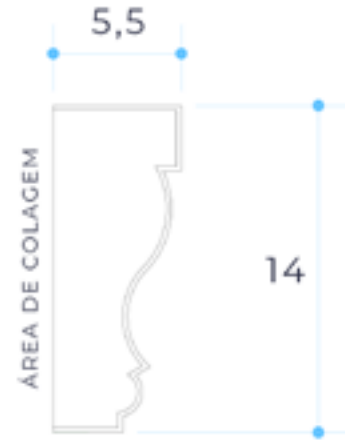
DLSJ02



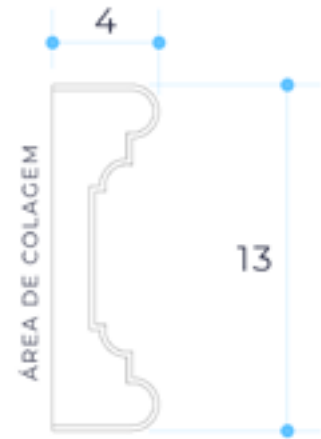
DLSJ03



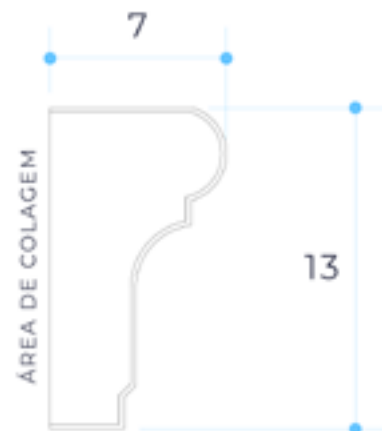
DLSJ04



DLSJ05



DLSJ06

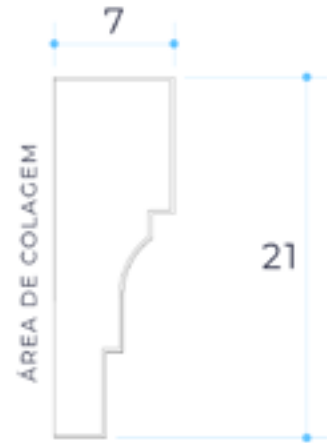




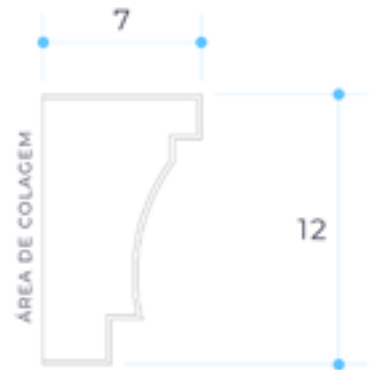
DLSJ07



DLSJ08




DLSJ09

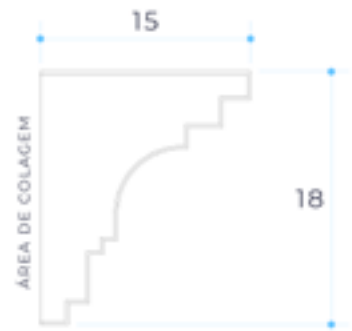




DLSJ10



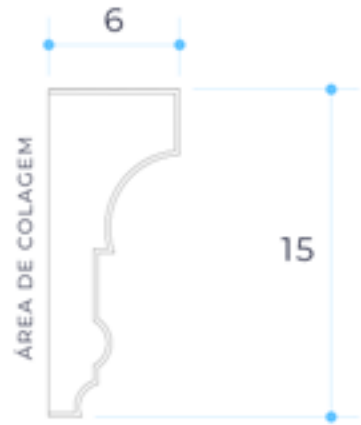
DLSJ11



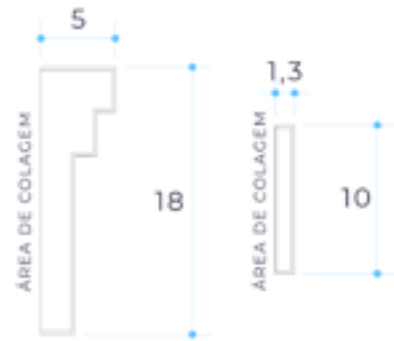
DLSJ12



DLSJ13



DLSJ14

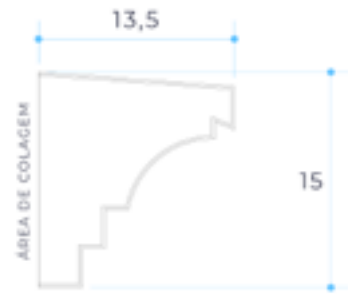


DLSJ15





DLSJ16





NA IMAGEM: DLCJ18



## Contornos

Quem já olhou para uma porta ou para uma janela com um contorno bem feito sabe a diferença visual e a singularidade arquitetônica que é possível atingir com esse recurso. Os contornos para portas e janelas da Decorleve são o detalhe que seu projeto precisa para brilhar ainda mais.



Pronto para  
pintura a base  
d'água



Resistente à  
umidade



Fácil  
instalação



Antichama



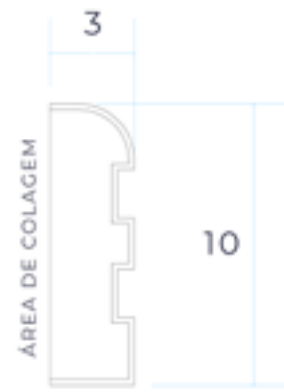
Imune a  
cupins



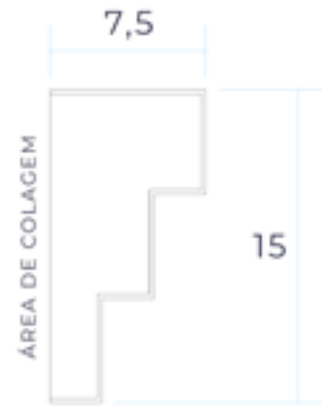
Não mofa ou  
deteriora



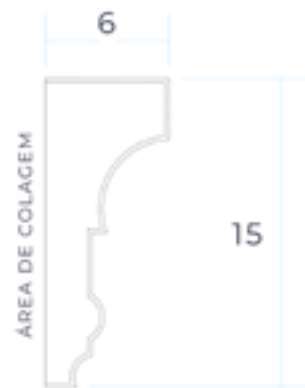
DLCJ01



DLCJ02




DLCJ03



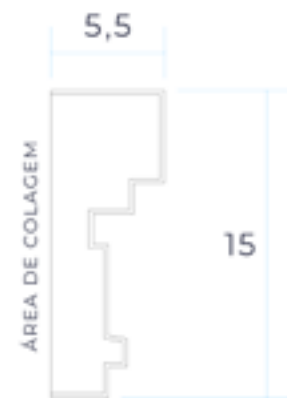
DLCJ04



DLCJ05




DLCJ06

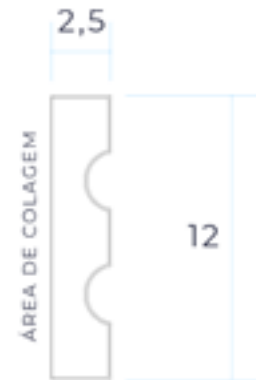




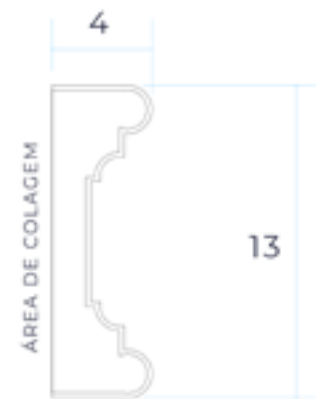
DLCJ07



DLCJ08



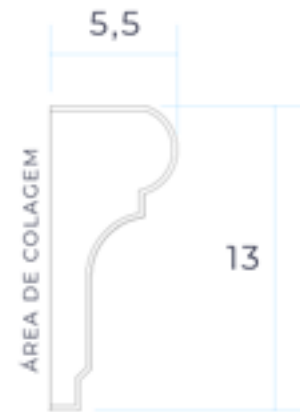
DLCJ09



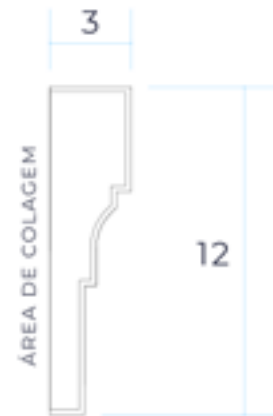
DLCJ10



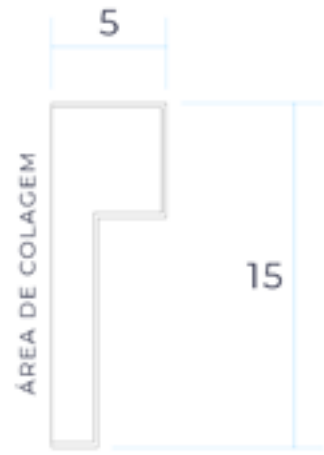
DLCJ11



DLCJ12



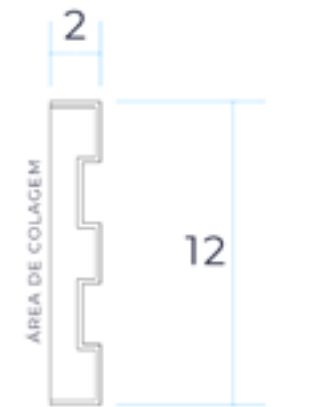
DLCJ13



DLCJ14



DLCJ15





DLCJ16



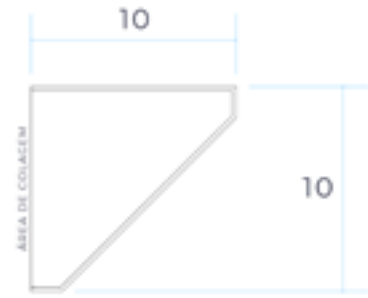
DLCJ17



DLCJ18



DLCJ19



DLCJ20



DLCJ21



DLCJ22



DLCJ23



DLCJ24






DLCJ25



DLCJ26



DLCJ27



DLCJ28



NA IMAGEM: DLPJ09



## Peitoris

O peitoril é uma base fixada na parte inferior das janelas e, apesar de serem discretos, são um recurso arquitetônico extremamente útil, seja para fins decorativos ou para fins funcionais.



Pronto para  
pintura a base  
d'água



Resistente à  
umidade



Fácil  
instalação



Antichama



Imune a  
cupins

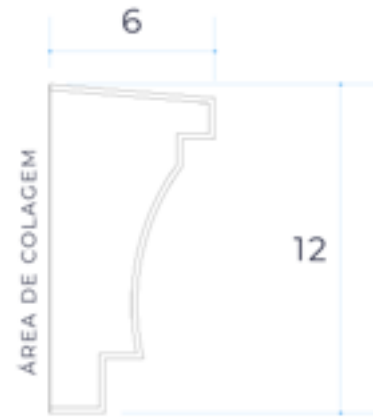


Não mofa ou  
deteriora

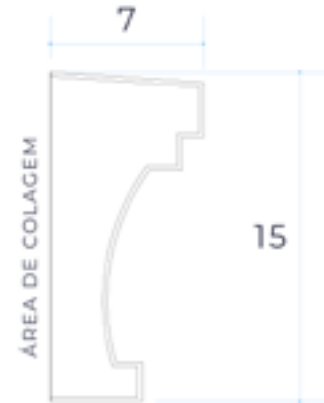




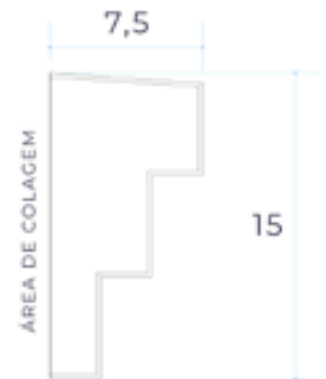

DLPJ01



DLPJ02



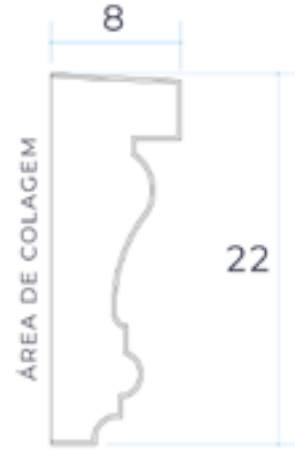

DLPJ03




DLPJ04



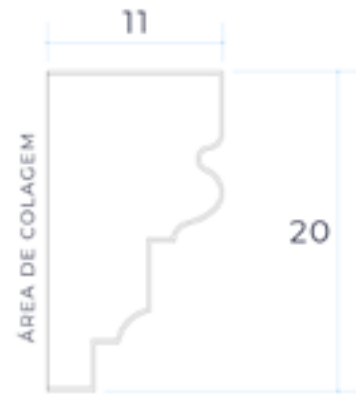
DLPJ05



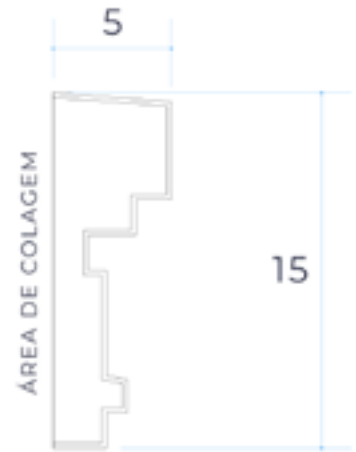
DLPJ06



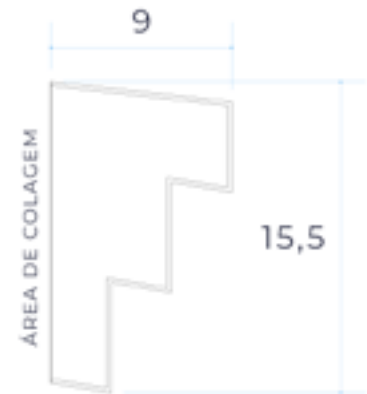

DLPJ07



DLPJ08

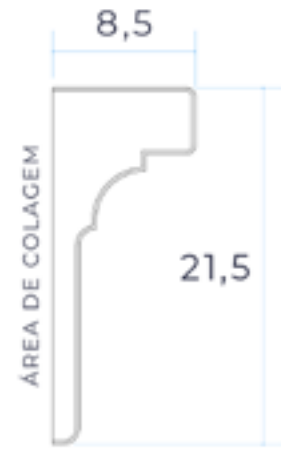



DLPJ09








DLPJ10



DLPJ11



DLPJ12



NA IMAGEM: DLBS09

# Boiseries

As boiseries surgiram na França por volta dos séculos 17 e 18 e tinham como função, além da decoração, o isolamento térmico. Hoje, dado tal grau de elegância que elas evocam no ambiente, ainda são muito usadas em lugares que querem dar um toque clássico, mas sem cair nos lugares comuns e clichês da decoração.



Pronto para  
pintura a base  
d'água



Resistente à  
umidade



Fácil  
instalação



Antichama



Imune a  
cupins



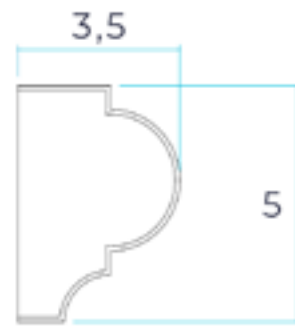
Não mofa ou  
deteriora



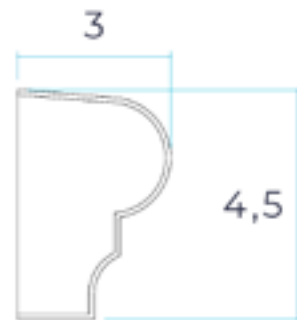
**DLBS01**



**DLBS02**




**DLBS03**





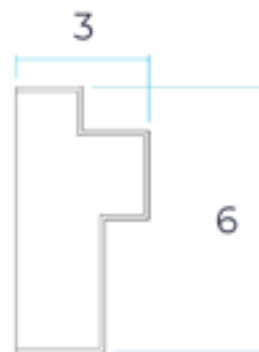

**DLBS04**



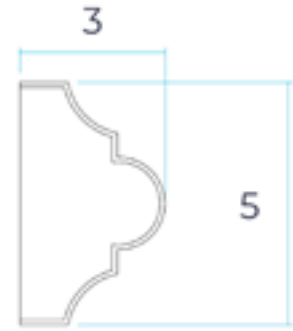
**DLBS05**



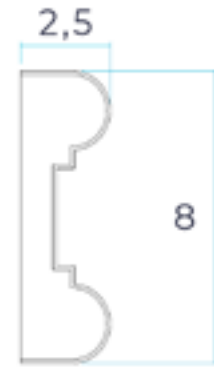
**DLBS06**



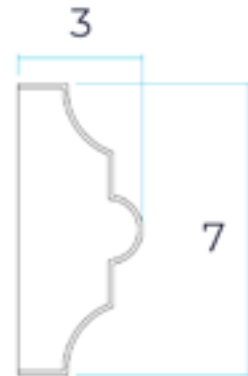
DLBS07



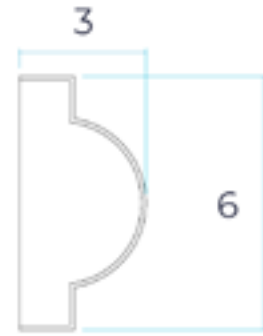

DLBS08



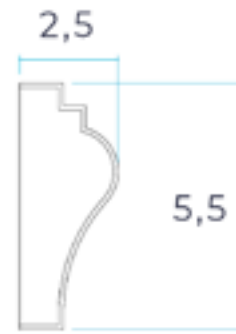
DLBS09



**DLBS10**



**DLBS11**



**DLBS12**





NA IMAGEM: DLRP12

# Revestimentos

Decorar uma parede pode ser o diferencial que você estava procurando para o seu projeto! Com os revestimentos da Decorleve, é possível atingir um nível de sofisticação incrível com um material duradouro e de confiança.



Pronto para  
pintura a base  
d'água



Resistente à  
umidade



Fácil  
instalação



Antichama





Imune a  
cupins





Não mofa ou  
deteriora



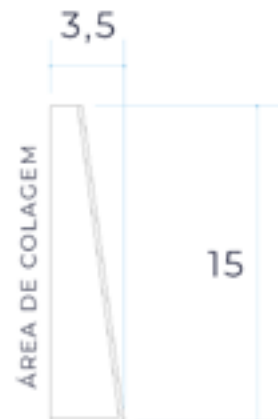

DLRP01





DLRP02




DLRP03




**DLRP04**



**DLRP05**




**DLRP06**








DLRP07



DLRP08




DLRP09



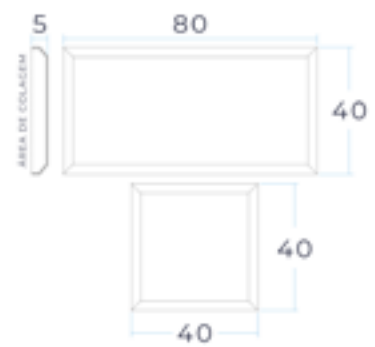

**DLRP10**



**DLRP11**



**DLRP12**





NA IMAGEM: DLRM15

## Rodameios

Com um charme inigualável, os rodameios trazem classe e requinte ao ambiente, deixando-o com um acabamento clássico. E, além desse ar sofisticado que incorporam ao ambiente, eles funcionam muito bem em qualquer fachada, seja ela clássica ou contemporânea, como também podem ser facilmente aplicados em paredes e muros.



Pronto para  
pintura a base  
d'água



Resistente à  
umidade



Fácil  
instalação



Antichama



Imune a  
cupins

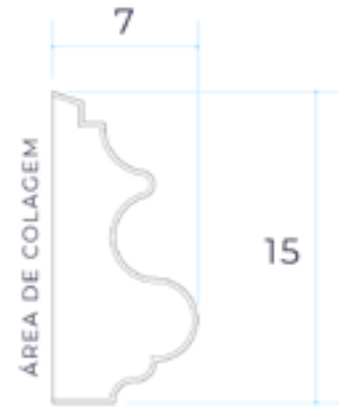


Não mofa ou  
deteriora

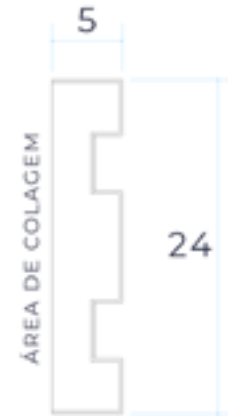




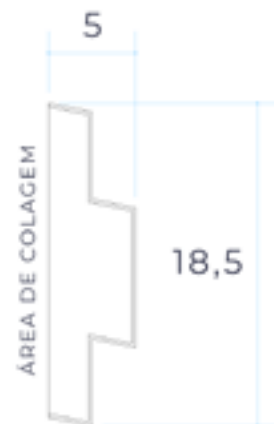

**DLRM01**



**DLRM02**



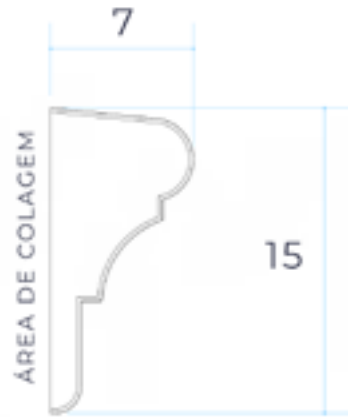
**DLRM03**



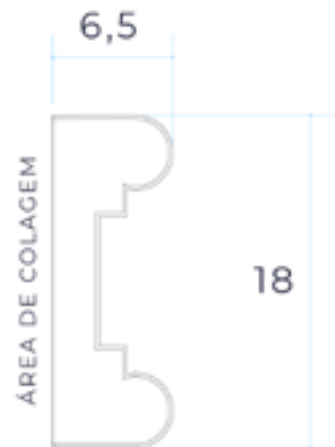
**DLRM04**



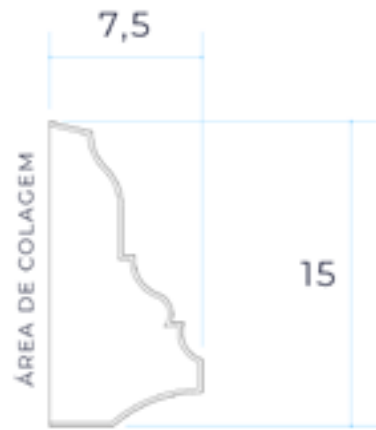

**DLRM05**



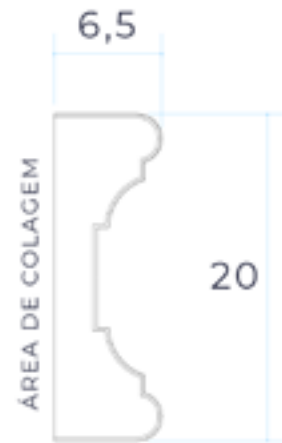
**DLRM06**



**DLRM07**



**DLRM08**

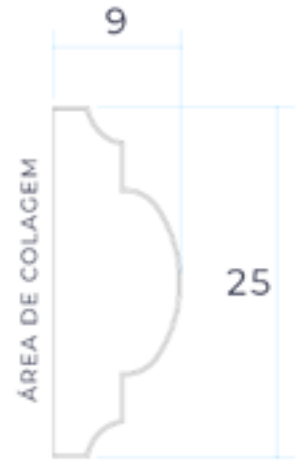


**DLRM09**

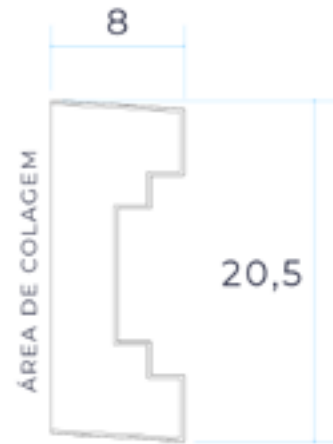




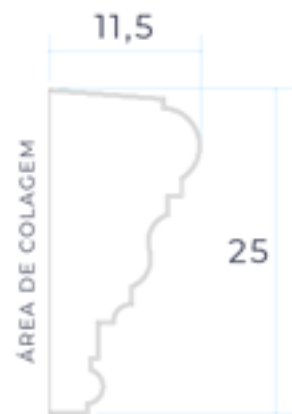
**DLRM10**



**DLRM11**



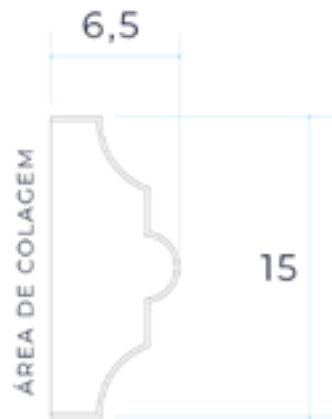
**DLRM12**



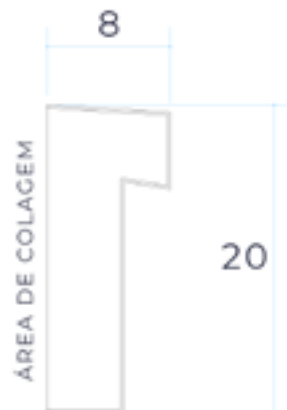
**DLRM13**




**DLRM14**



**DLRM15**





**DLRM16**



**DLRM17**

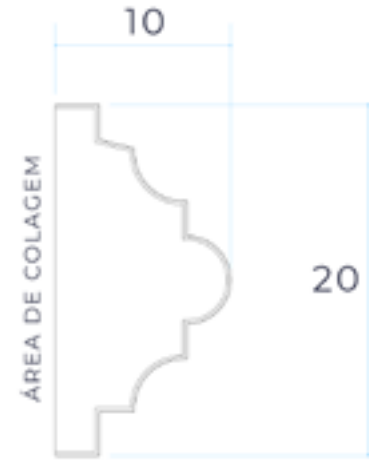



**DLRM18**

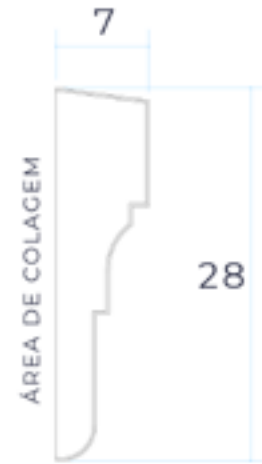






**DLRM19**



**DLRM20**





NA IMAGEM: DLRO06

# Rodapés

Transforme cada ambiente em uma obra-prima com nossos rodapés elegantes e versáteis! Criados com materiais de alta qualidade e design sofisticado, nossos rodapés adicionam um toque de classe e acabamento impecável aos seus espaços. Seja para ambientes residenciais ou comerciais, nossas opções de rodapés oferecem durabilidade e estilo, elevando o charme de qualquer lugar.



Pronto para  
pintura a base  
d'água



Resistente à  
umidade



Fácil  
instalação



Antichama



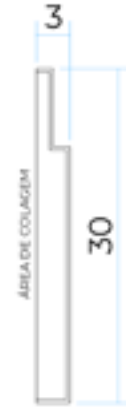

Imune a  
cupins




Não mofa ou  
deteriora




**DLR001**



**DLR002**




**DLR003**





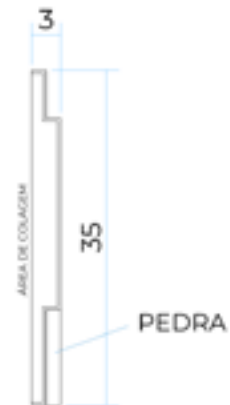

**DLR004**



**DLR005**



**DLR006**




**DLR007**



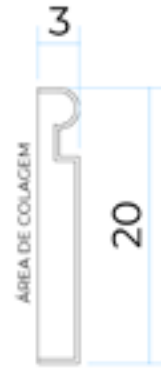
**DLR008**



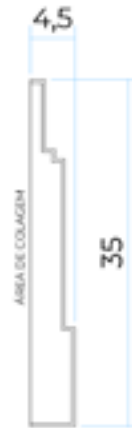
**DLR009**




**DLR010**



**DLR011**



**DLR012**





# Placas de canto

Com as placas de canto da Decorleve, você transforma o que antes seria apenas uma quina de parede em uma experiência arquitetônica sofisticada e personalizada.



Pronto para  
pintura a base  
d'água



Resistente à  
umidade



Antichama



Imune a  
cupins




Fácil  
instalação




Não mofa ou  
deteriora




DLPC01




DLPC02





DLPC03




<sup>A</sup>  
DLPC04



<sup>B</sup>  
DLPC04




DLPC05

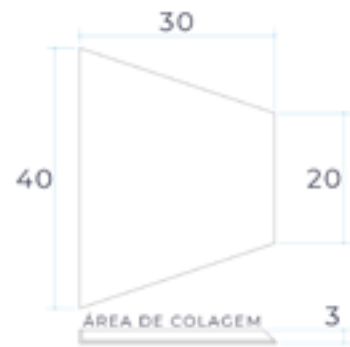






DLPC06



DLPC07




DLPC08



**DLPC09**




**DLPC10**




**DLPC11**



DLPC12







NA IMAGEM: DLAE04

# Apliques

Liberte sua criatividade e transforme seus projetos em verdadeiras obras de arte com nossos apliques encantadores! Com designs únicos e detalhes requintados, nossos apliques são perfeitos para dar vida nova ao ambiente. Seja no estilo clássico, vintage ou moderno, temos opções para todos os gostos e necessidades. Deixe sua imaginação fluir e adicione um toque especial aos seus espaços com nossos apliques.



Pronto para  
pintura a base  
d'água



Resistente à  
umidade



Fácil  
instalação



Antichama



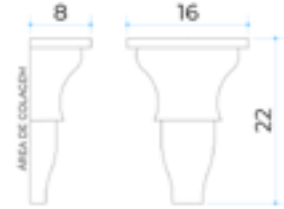
Imune a  
cupins



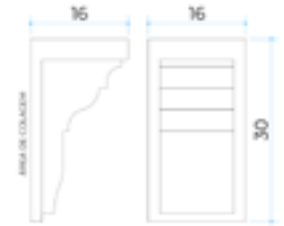
Não mofa ou  
deteriora



**DLAE01**



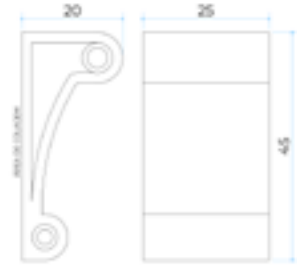
**DLAE02**



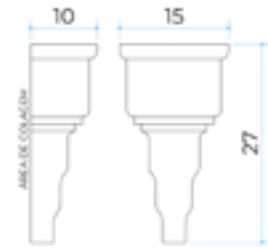
**DLAE03**



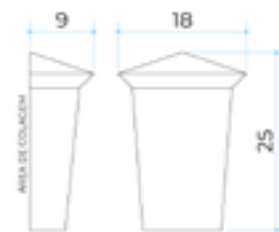
**DLAE04**



**DLAE05**

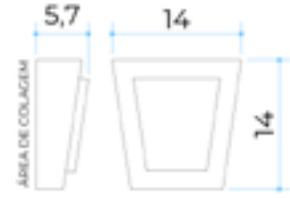



**DLAE06**

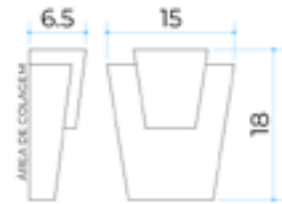





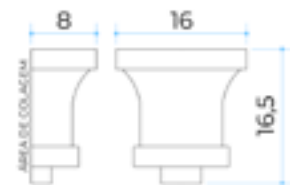
**DLAE07**



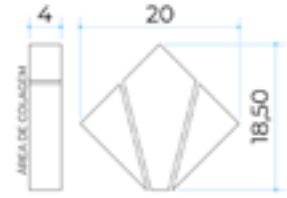
**DLAE08**



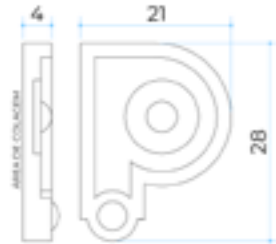
**DLAE09**



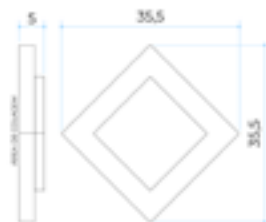
**DLAE10**



**DLAE11**



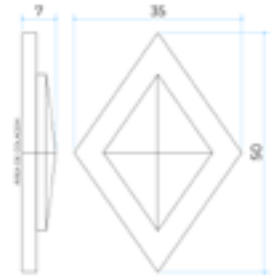
**DLAE12**



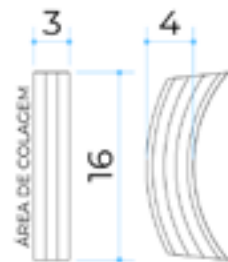
**DLAE13**



**DLAE14**



**DLAE15**





**DLAE16**




**DLAE17**



**DLAE18**



**DLAE19**



**DLAE20**



# Capitéis



NA IMAGEM: DLCP12

É um elemento arquitetônico que decora e complementa a parte superior de uma coluna. Por estar no ponto mais alto de um pilar, recebe, normalmente, um olhar vindo de baixo, dando um ar quase simbólico de imponência e equilíbrio.



Pronto para  
pintura a base  
d'água



Resistente à  
umidade



Fácil  
instalação



Antichama



Imune a  
cupins

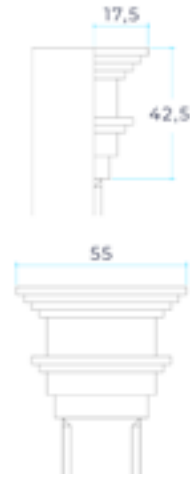


Não mofa ou  
deteriora





**DLCP01**



**DLCP02**



**DLCP03**



**DLCP04**



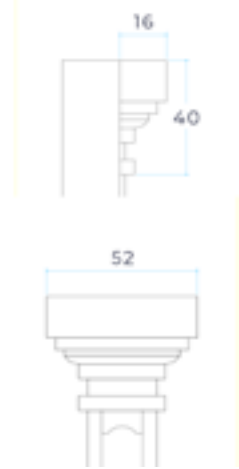
**DLCP05**



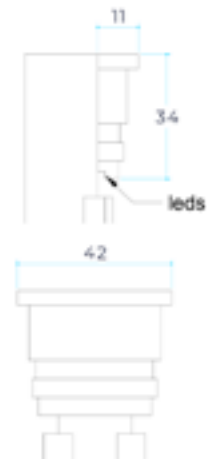
**DLCP06**



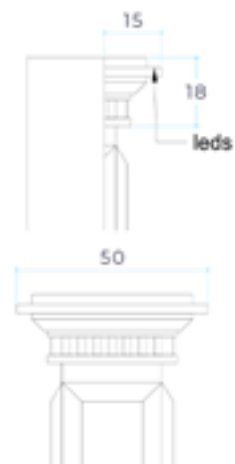
DLCP07



DLCP08

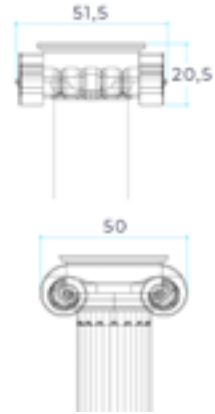


DLCP09

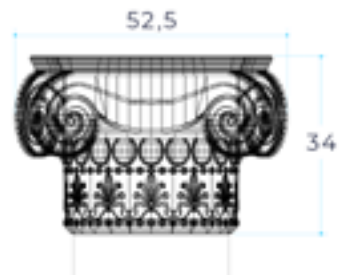




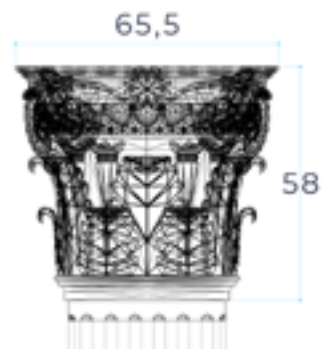
**DLCP10**



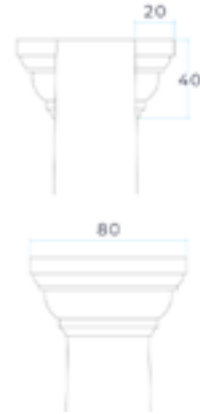
**DLCP11**



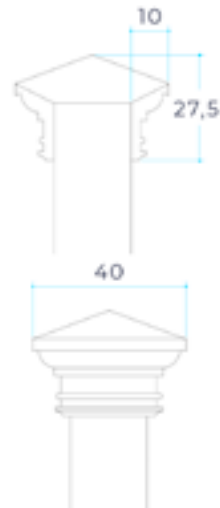
**DLCP12**



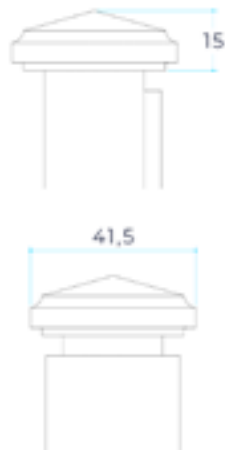
**DLCP13**



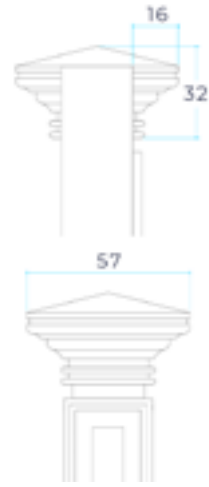
**DLCP14**



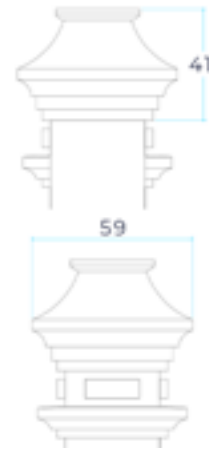

**DLCP15**



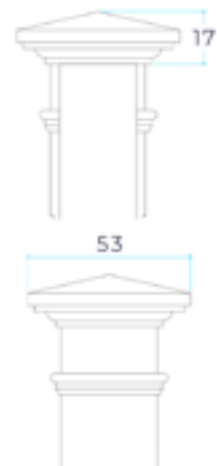
**DLCPI6**



**DLCPI7**

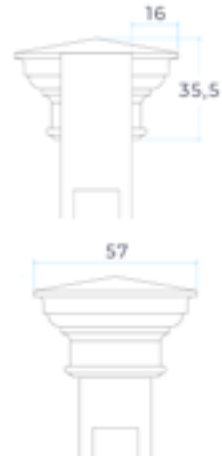



**DLCPI8**

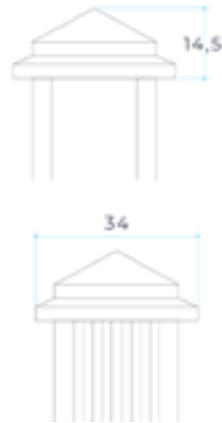





**DLCP19**



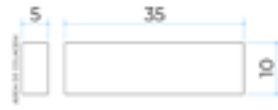

**DLCP20**



**DLCP21**



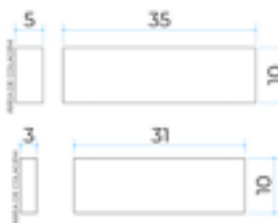
**DLCP22**



**DLCP23**



**DLCP24**





NA IMAGEM: DLCL05

## Colunas

A parte mais visível do pilar, recebe, na média, menos recursos decorativos que sua base e seu capitel, mas continua sendo ornamentada para entrar em harmonia com o ambiente, sejam eles ambientes clássicos ou modernos. Confira alguns exemplos:



Pronto para  
pintura a base  
d'água



Resistente à  
umidade



Fácil  
instalação



Antichama



Imune a  
cupins



Não mofa ou  
deteriora







DLCL01



DLCL02




DLCL03



DLCL04



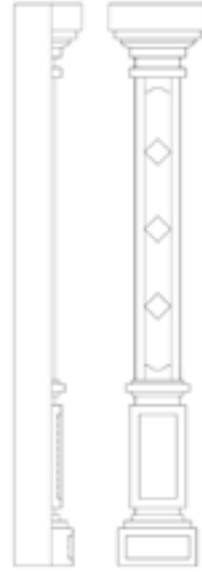
DLCL05



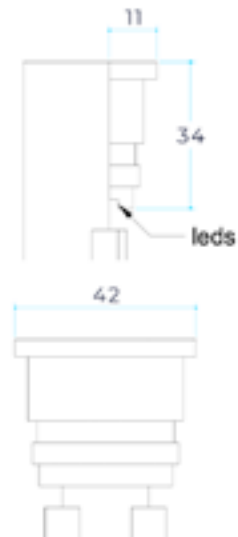

DLCL06



DLCL07



DLCL08




DLCL09






DLCL10



DLCL11



DLCL12



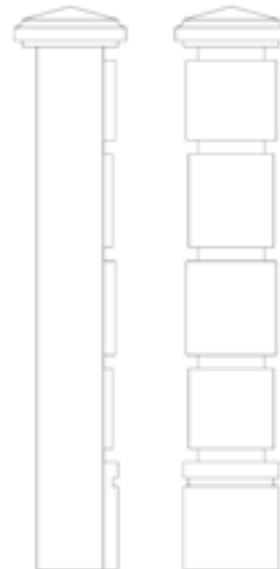
DLCL13




DLCL14




DLCL15



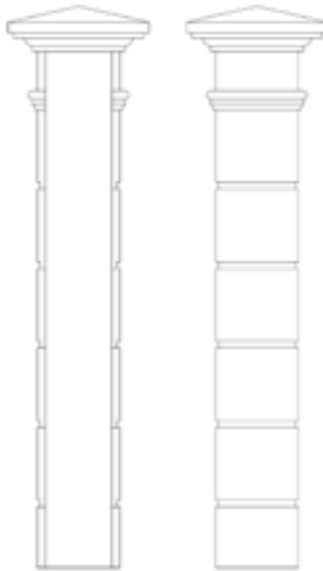
DLCL16



DLCL17

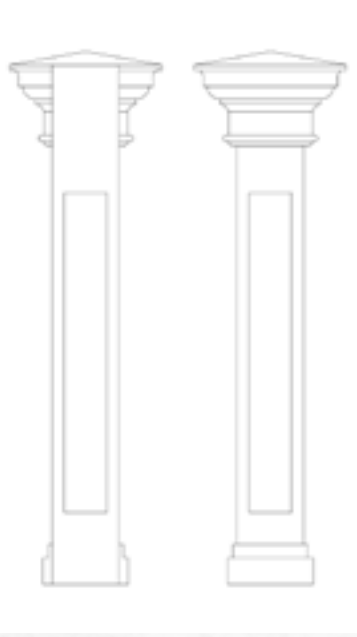


DLCL18






DLCL19



DLCL20



NA IMAGEM: DLBA12



## Bases

A base de um pilar precisa, como qualquer base estrutural, passar confiança e credibilidade, tanto em sua estrutura quanto em sua decoração. Confira algumas bases que incorporam na sua decoração todo esse caráter de confiança e porto-seguro de que uma verdadeira base precisa:



Pronto para  
pintura a base  
d'água



Resistente à  
umidade



Fácil  
instalação



Antichama



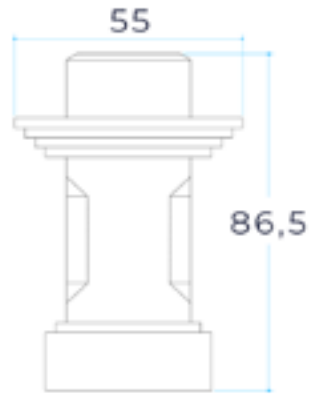

Imune a  
cupins




Não mofa ou  
deteriora



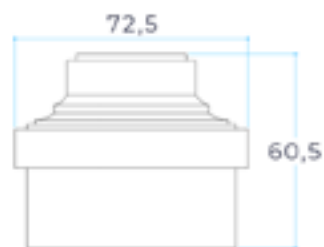
**DLBA01**



**DLBA02**



**DLBA03**

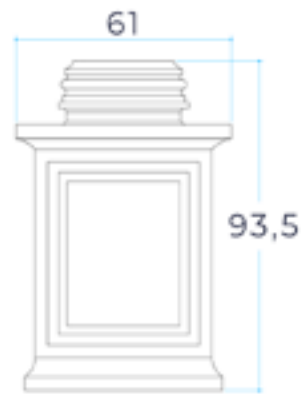




**DLBA04**



**DLBA05**



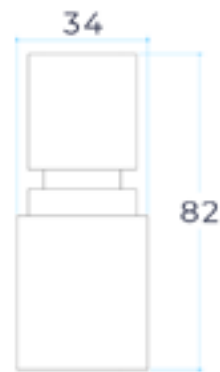

**DLBA06**



DLBA07



DLBA08



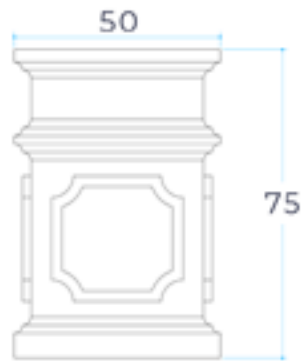
DLBA09



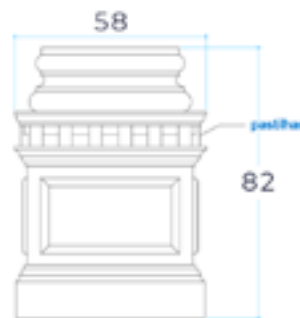
DLBA10



DLBA11




DLBA12

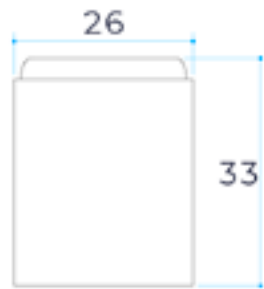





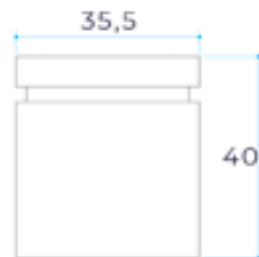

**DLBA13**




**DLBA14**



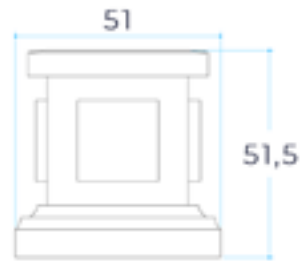

**DLBA15**



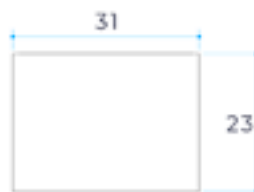

**DLBA16**



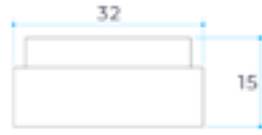
**DLBA17**




**DLBA18**




DLBA19



DLBA20




DLBA21






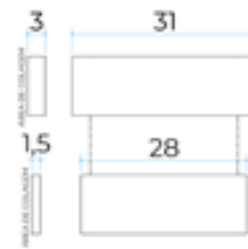

DLBA22



DLBA23



DLBA24



C A T Á L O G O



**DECORLEVE**  
sancas e molduras

entre em contato:



Saiba mais sobre nossas peças e solicite um  
orçamento: **(41) 3030-1064**